

Supplier Scorecard

Supplier: CUSTOM PROFILE



Overall Score	Rating
90-100 points	Excellent
81-89.99 points	Good
Below 81 points	Poor

% On-Time Delivery	Points
95%-100%	22
90%-94.99%	15
Below 90%	0

Fill Rate %	Points
100%	10
90%-99.99%	5
Below 90%	0

Quality Performance %	Points
98%-100%	23
92%-97.99%	15
Below 92%	0

Field Issues
-5 points each

Intangibles
Maximum Score: 15

Orders/Quotations Acknowledged	Points
100%	10
90% - 99.99%	5
Below 90%	0

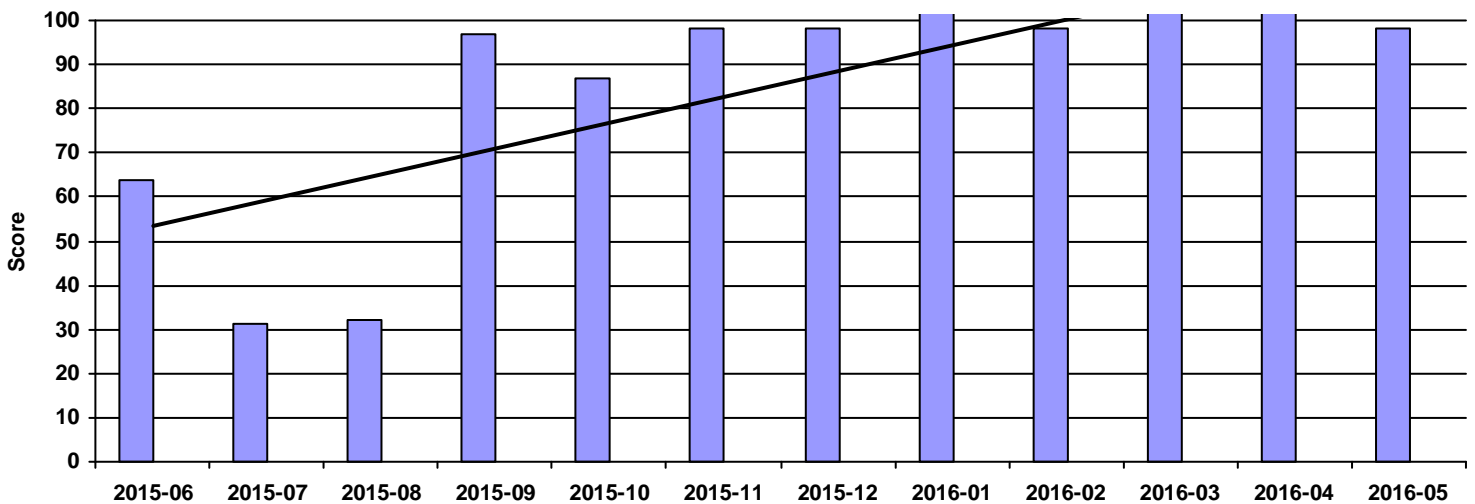
Continuous Improvement	Points
CI that directly effected DeWys	10
CI that effected supplier	8
CI meeting with purchasing team	5
NO meeting with purchasing team	0

Commercial Credit Score Class	Points
5 - High	1
4	2
3 - Medium	3
2	4
1 - Low	5

Financial Stress Score Class	Points
5 - High	1
4	2
3 - Medium	3
2	4
1 - Low	5

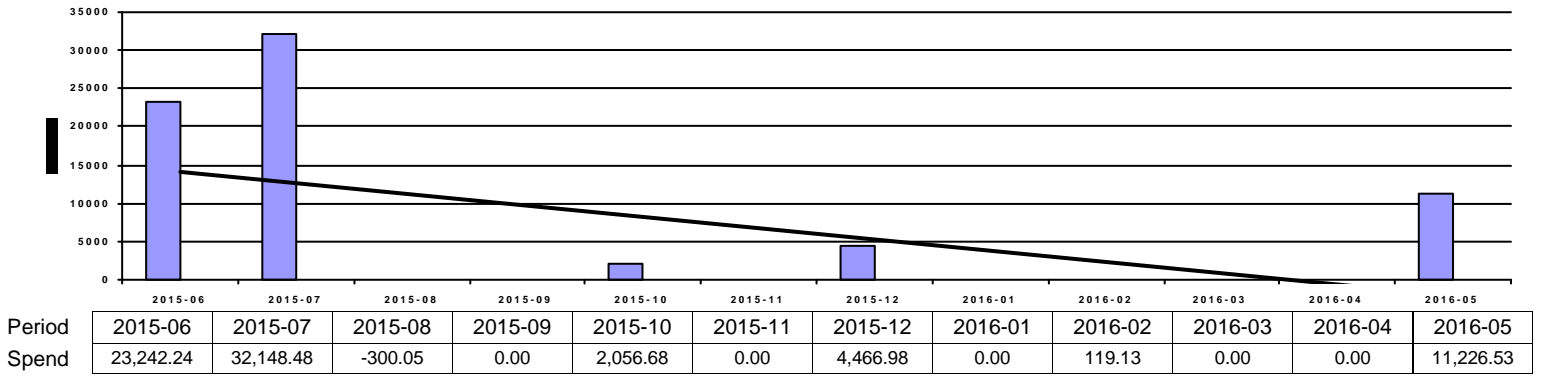
Continuous Improvement Credential	Points
Registered Quality Management System	+2
Vendor Managed Inventory	+2
Team/Person responsible for CI(full time)	+2

Overall Score

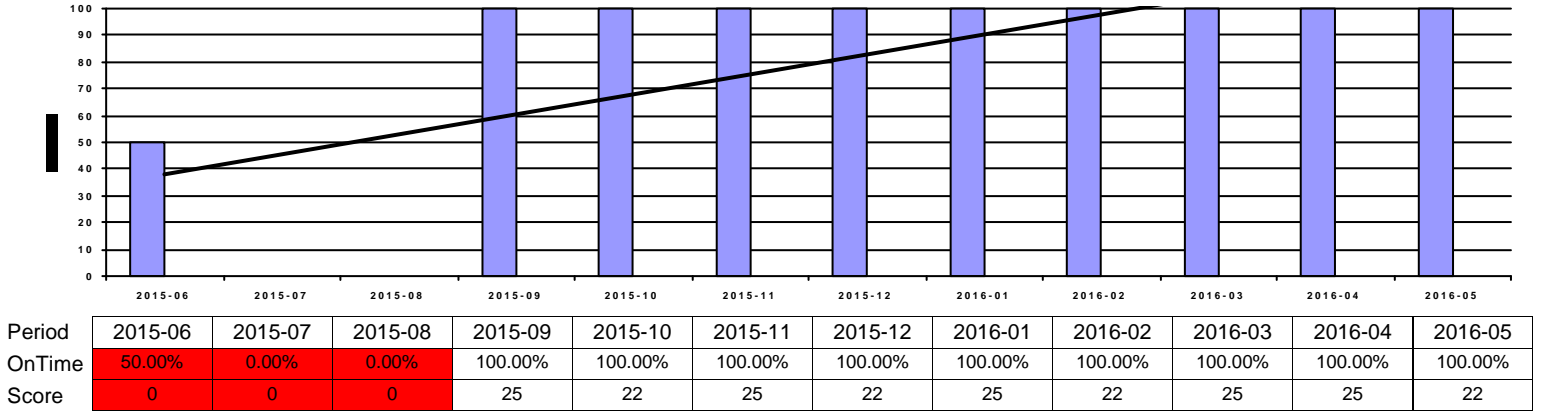


Period	2015-06	2015-07	2015-08	2015-09	2015-10	2015-11	2015-12	2016-01	2016-02	2016-03	2016-04	2016-05
Score	64	31	32	97	87	98	98	108	98	108	108	98
Rating	Poor	Poor	Poor	Excellent	Good	Excellent	Excellent	Excellent	Excellent	Excellent	Excellent	Excellent

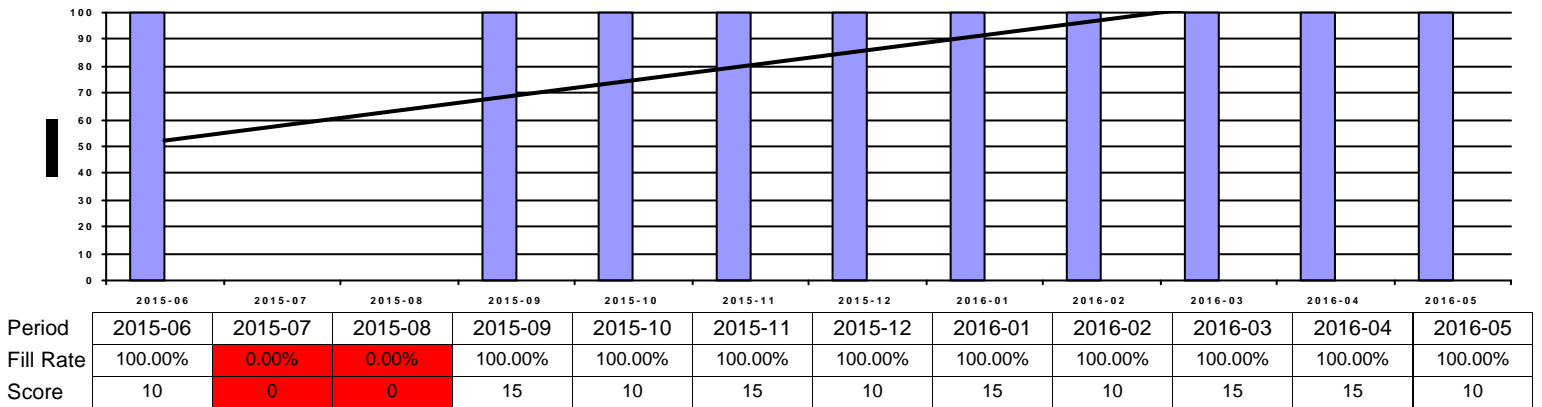
Spend



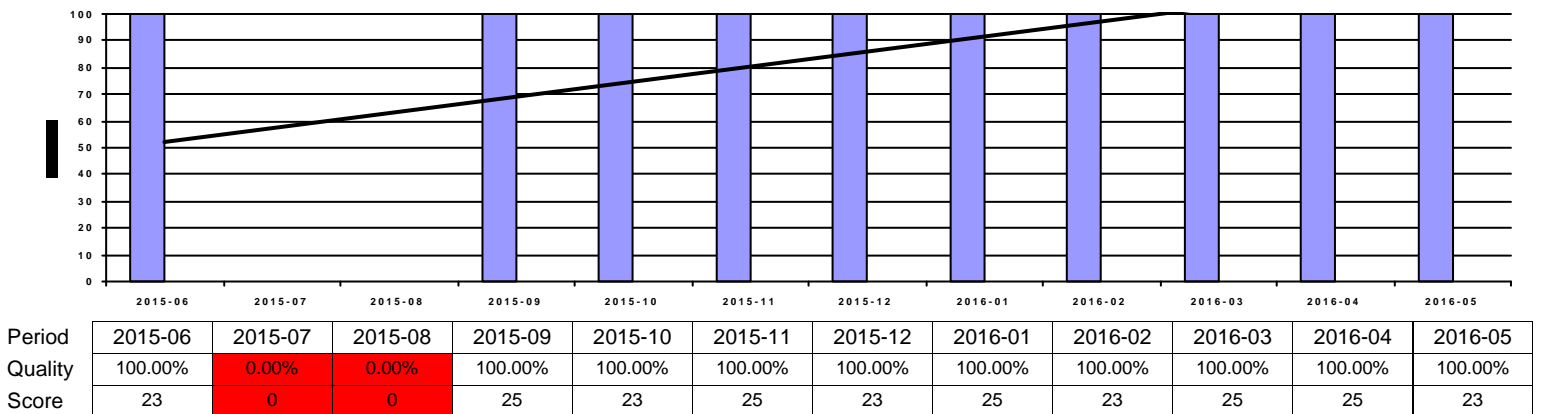
OnTime Performance (22 pts)



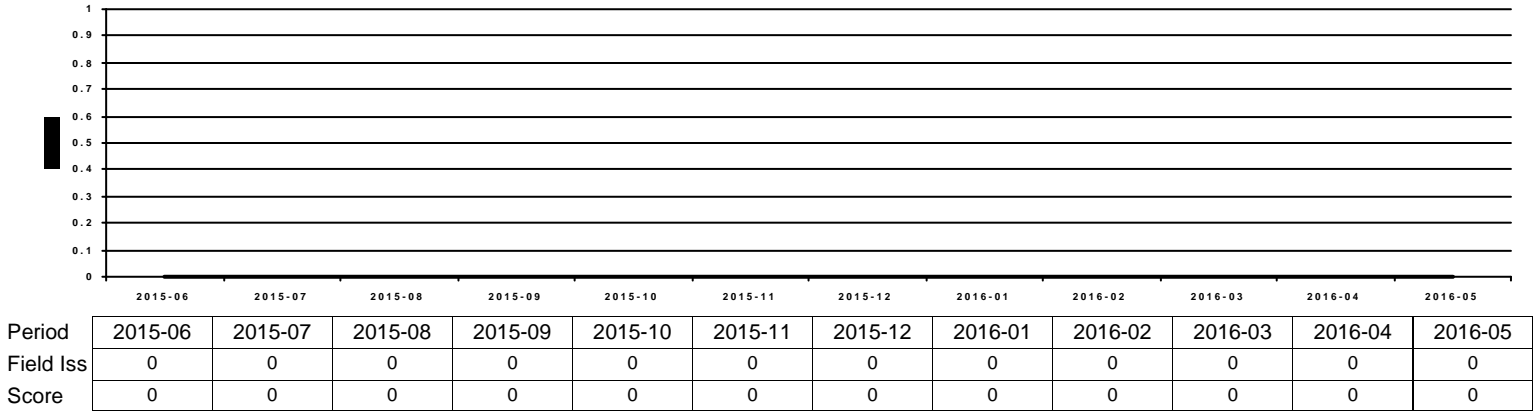
Fill Rate (10 pts)



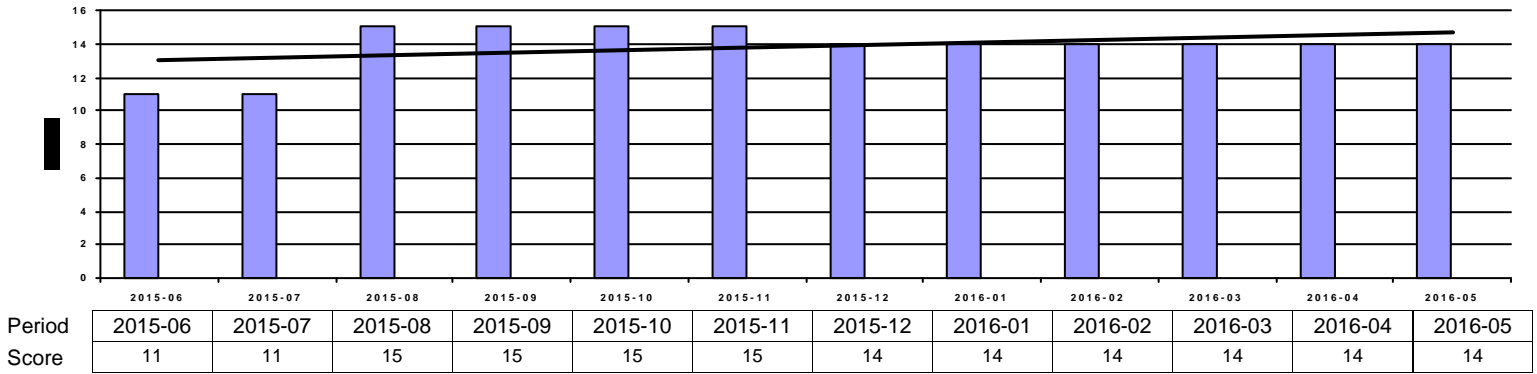
Quality Performance (23 pts)



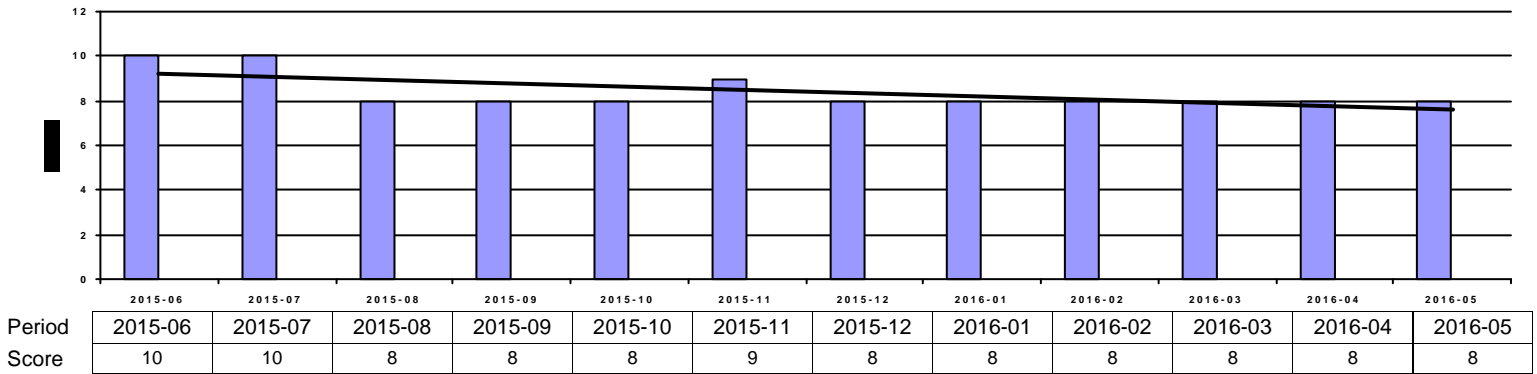
Field Issues (-5 pts each)



Intangibles (15 pts)



Acknowledgement Performance (10 pts)



Period	2015-06	2015-07	2015-08	2015-09	2015-10	2015-11	2015-12	2016-01	2016-02	2016-03	2016-04	2016-05
Cont Imp	0	0	0	0	0	0	10	10	10	10	10	10
CompCr	8	8	7	7	7	7	9	9	9	9	9	9
CI	0	0	0	0	0	0	0	0	0	0	0	0
QMS	2	2	2	2	2	2	2	2	2	2	2	2
VMI	0	0	0	0	0	0	0	0	0	0	0	0