Supplier Scorecard

Supplier: GRAND TRAVERSE CONTAINER

Run with Precision™

Overall Score	Rating
90-100 points	Excellent
81-89.99 points	Good
Below 81 points	Poor

% On-Time Delivery	Points
95%-100%	22
90%-94.99%	15
Below 90%	0

Fill Rate %	Points
100%	10
90%-99.99%	5
Below 90%	0

Quality Performance %	Points
98%-100%	23
92%-97.99%	15
Below 92%	0

Field Issues
-5 points each

Intangibles
Maximum Score: 15

Orders/Quotations Acknowledged	Points
100%	10
90% - 99.99%	5
Below 90%	0

Comtinuous Improvement	Points
CI that directly effected DeWys	10
CI that effected supplier	8
CI meeting with purchasing team	5
NO meeting with purchasing team	0

Commercial Credit Score Class	Points
5 - High	1
4	2
3 - Medium	3
2	4
1 - Low	5

Financial Stress Score Class	Points
5 - High	1
4	2
3 - Medium	3
2	4
1 - Low	5

Continuous Improvement Credential	Points
Registered Quality Management System	+2
Vendor Managed Inventory	+2
Team/Person responsible for CI(full time)	+2

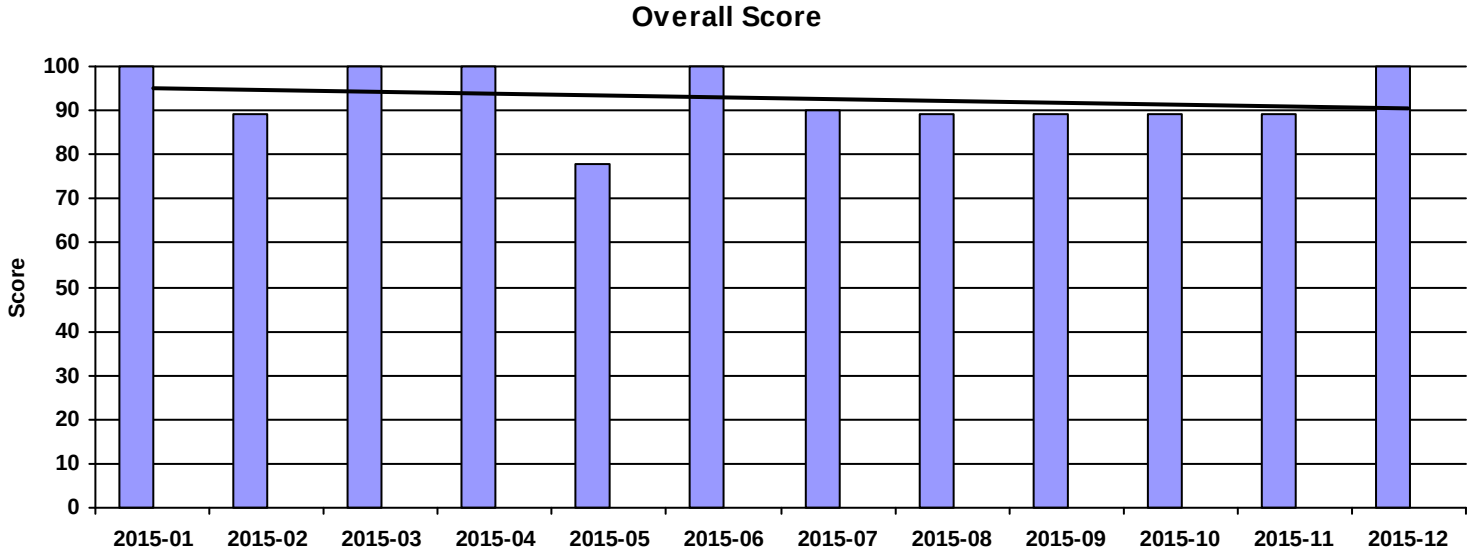

Period	2015-01	2015-02	2015-03	2015-04	2015-05	2015-06	2015-07	2015-08	2015-09	2015-10	2015-11	2015-12
Score	**100**	**89**	**100**	**100**	**78**	**100**	**90**	**89**	**89**	**89**	**89**	**100**
Rating	Excellent	Good	Excellent	Excellent	Poor	Excellent	Excellent	Good	Good	Good	Good	Excellent

Spend

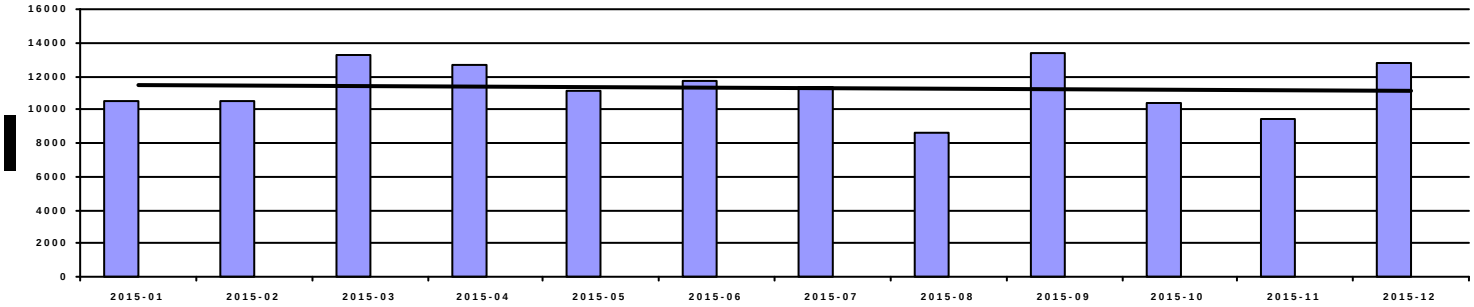

Period	2015-01	2015-02	2015-03	2015-04	2015-05	2015-06	2015-07	2015-08	2015-09	2015-10	2015-11	2015-12
Spend	10,532.23	10,520.57	13,235.60	12,625.72	11,072.49	11,745.17	11,339.55	8,602.08	13,405.72	10,344.42	9,434.31	12,779.53

OnTime Performance (22 pts)

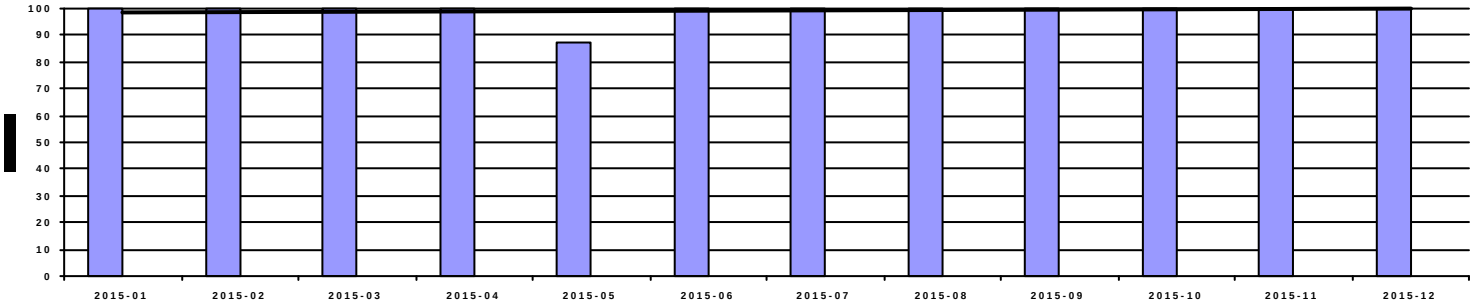

Period	2015-01	2015-02	2015-03	2015-04	2015-05	2015-06	2015-07	2015-08	2015-09	2015-10	2015-11	2015-12
OnTime	100.00%	100.00%	100.00%	100.00%	87.50%	100.00%	100.00%	100.00%	100.00%	100.00%	100.00%	100.00%
Score	22	22	22	22	0	22	22	22	22	22	22	22

Fill Rate (10 pts)

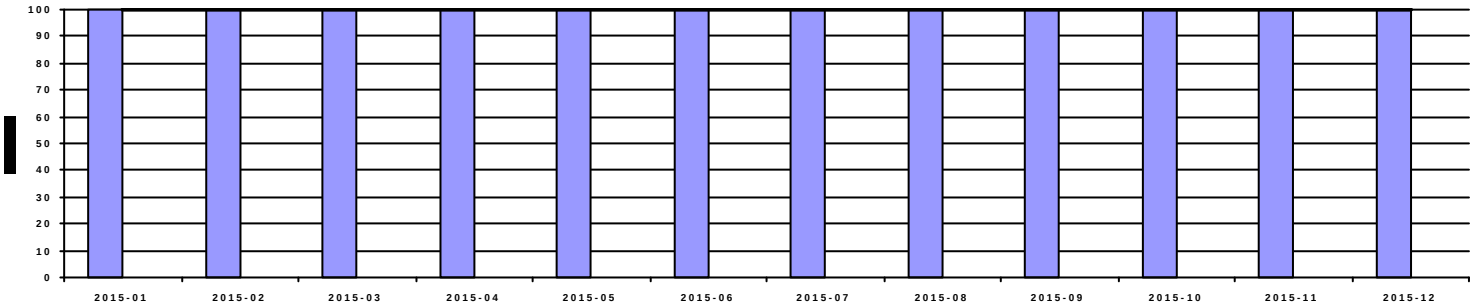

Period	2015-01	2015-02	2015-03	2015-04	2015-05	2015-06	2015-07	2015-08	2015-09	2015-10	2015-11	2015-12
Fill Rate	100.00%	100.00%	100.00%	100.00%	100.00%	100.00%	100.00%	100.00%	100.00%	100.00%	100.00%	100.00%
Score	10	10	10	10	10	10	10	10	10	10	10	10

Quality Performance (23 pts)

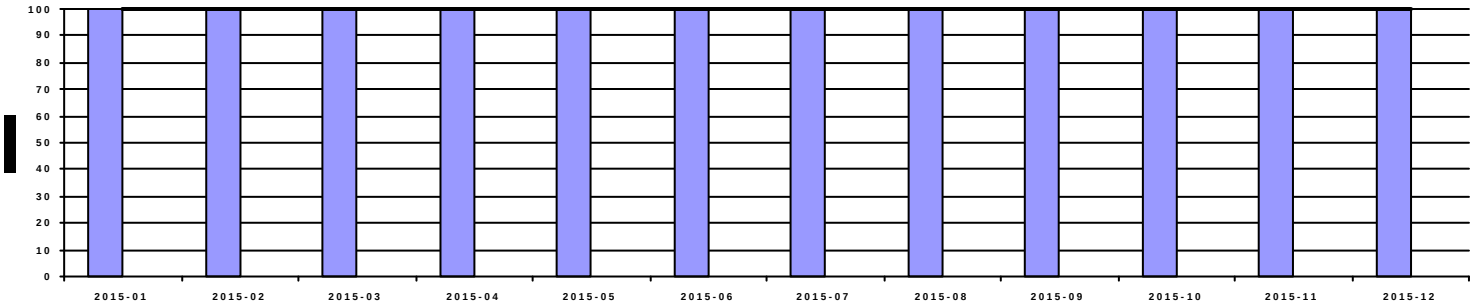

Period	2015-01	2015-02	2015-03	2015-04	2015-05	2015-06	2015-07	2015-08	2015-09	2015-10	2015-11	2015-12
Quality	100.00%	100.00%	100.00%	100.00%	100.00%	100.00%	100.00%	100.00%	100.00%	100.00%	100.00%	100.00%
Score	23	23	23	23	23	23	23	23	23	23	23	23

Field Issues (-5 pts each)

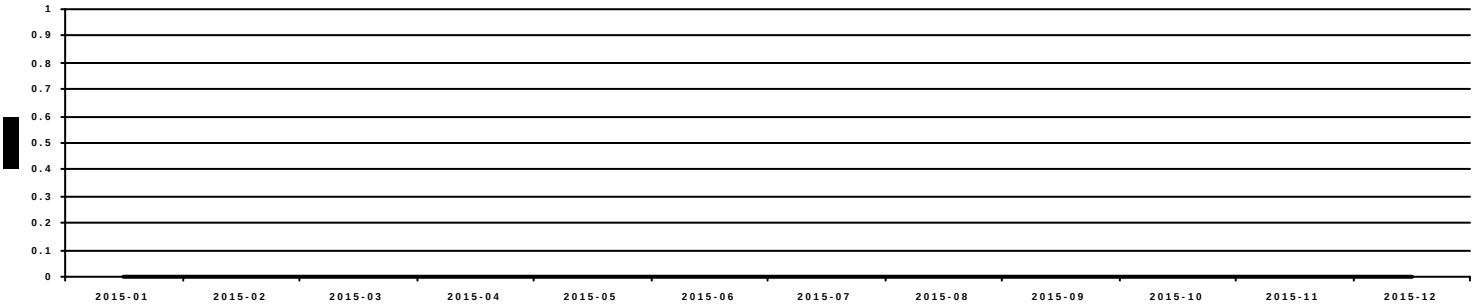

Period	2015-01	2015-02	2015-03	2015-04	2015-05	2015-06	2015-07	2015-08	2015-09	2015-10	2015-11	2015-12
Field Iss	0	0	0	0	0	0	0	0	0	0	0	0
Score	0	0	0	0	0	0	0	0	0	0	0	0

Intangibles (15 pts)

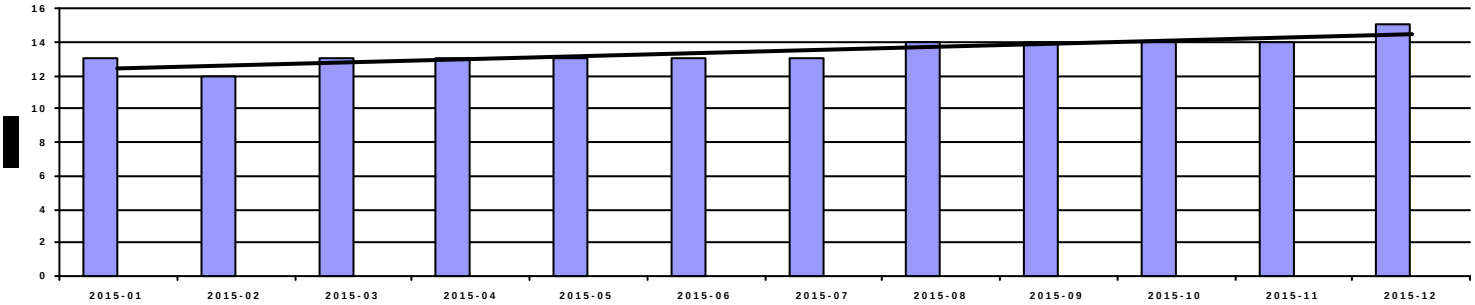

Period	2015-01	2015-02	2015-03	2015-04	2015-05	2015-06	2015-07	2015-08	2015-09	2015-10	2015-11	2015-12
Score	13	12	13	13	13	13	13	14	14	14	14	15

Acknowledgement Performance (10 pts)

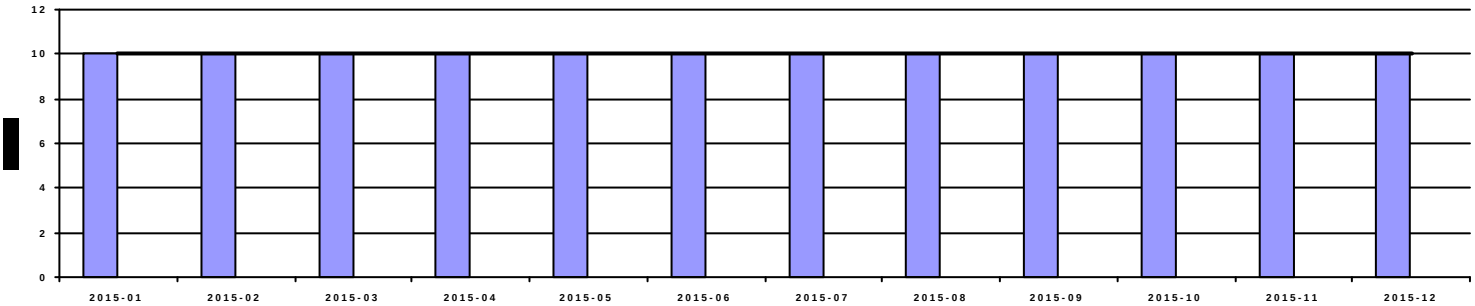

Period	2015-01	2015-02	2015-03	2015-04	2015-05	2015-06	2015-07	2015-08	2015-09	2015-10	2015-11	2015-12
Score	10	10	10	10	10	10	10	10	10	10	10	10

Period	2015-01	2015-02	2015-03	2015-04	2015-05	2015-06	2015-07	2015-08	2015-09	2015-10	2015-11	2015-12
Cont Imp	10	0	10	10	10	10	0	0	0	0	0	10
CompCr	8	8	8	8	8	8	8	6	6	6	6	6
CI	0	0	0	0	0	0	0	0	0	0	0	0
QMS	2	2	2	2	2	2	2	2	2	2	2	2
VMI	2	2	2	2	2	2	2	2	2	2	2	2