

# Supplier Scorecard

Supplier: IVC INDUSTRIAL COATINGS, INC.



Overall Score	Rating
90-100 points	Excellent
81-89.99 points	Good
Below 81 points	Poor

% On-Time Delivery	Points
95%-100%	22
90%-94.99%	15
Below 90%	0

Fill Rate %	Points
100%	10
90%-99.99%	5
Below 90%	0

Quality Performance %	Points
98%-100%	23
92%-97.99%	15
Below 92%	0

Field Issues
-5 points each

Intangibles
Maximum Score: 15

Orders/Quotations Acknowledged	Points
100%	10
90% - 99.99%	5
Below 90%	0

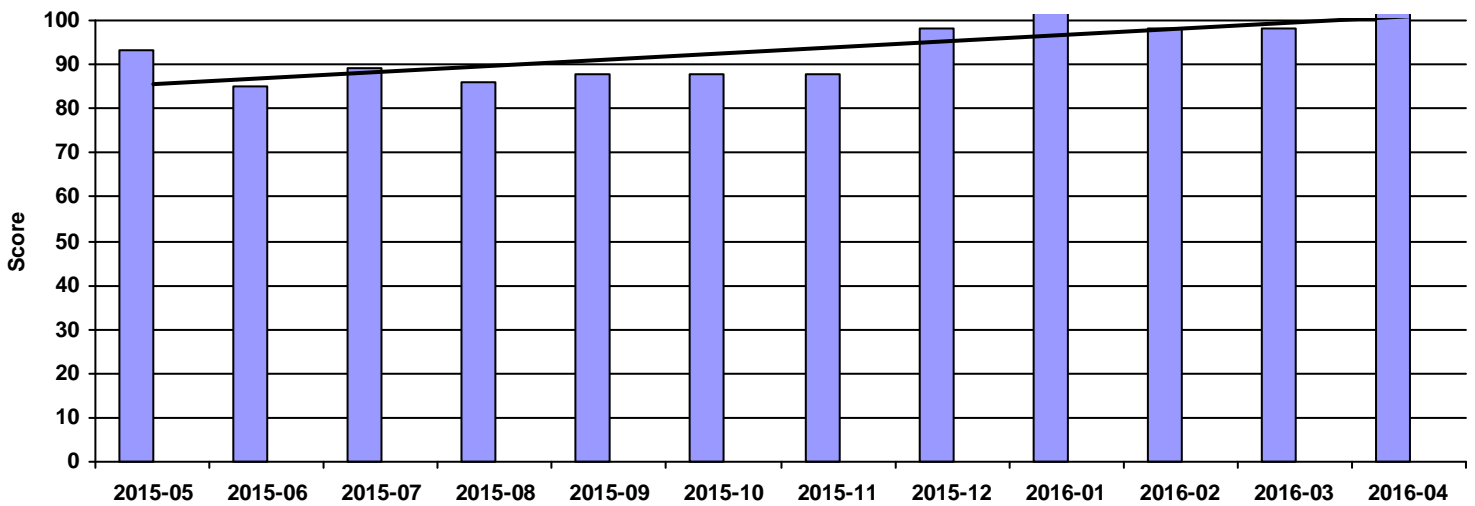
Continuous Improvement	Points
CI that directly effected DeWys	10
CI that effected supplier	8
CI meeting with purchasing team	5
NO meeting with purchasing team	0

Commercial Credit Score Class	Points
5 - High	1
4	2
3 - Medium	3
2	4
1 - Low	5

Financial Stress Score Class	Points
5 - High	1
4	2
3 - Medium	3
2	4
1 - Low	5

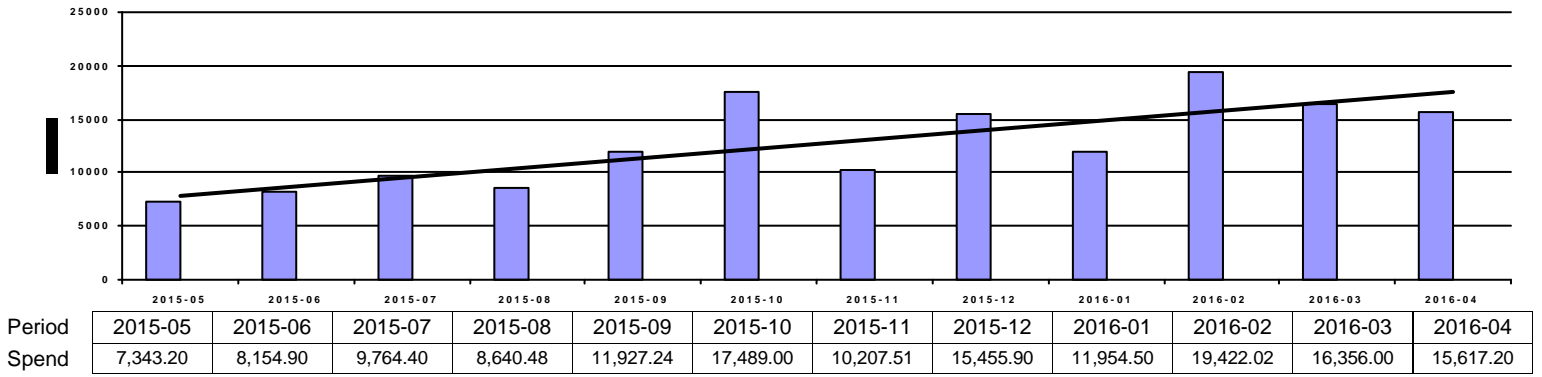
Continuous Improvement Credential	Points
Registered Quality Management System	+2
Vendor Managed Inventory	+2
Team/Person responsible for CI(full time)	+2

Overall Score

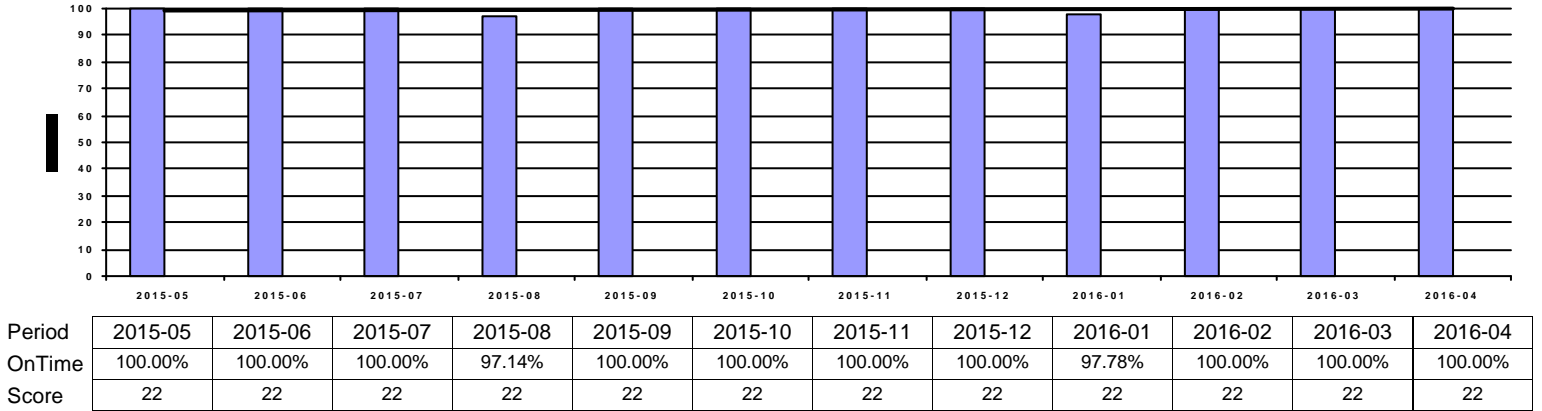


Period	2015-05	2015-06	2015-07	2015-08	2015-09	2015-10	2015-11	2015-12	2016-01	2016-02	2016-03	2016-04
Score	93	85	89	86	88	88	88	98	103	98	98	103
Rating	Excellent	Good	Good	Good	Good	Good	Good	Excellent	Excellent	Excellent	Excellent	Excellent

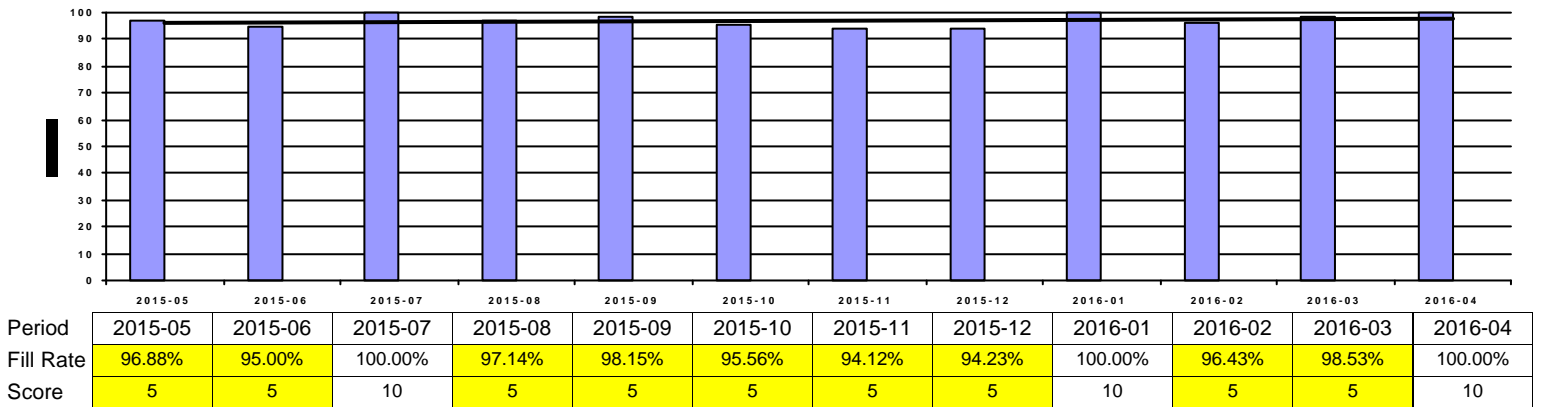
### Spend



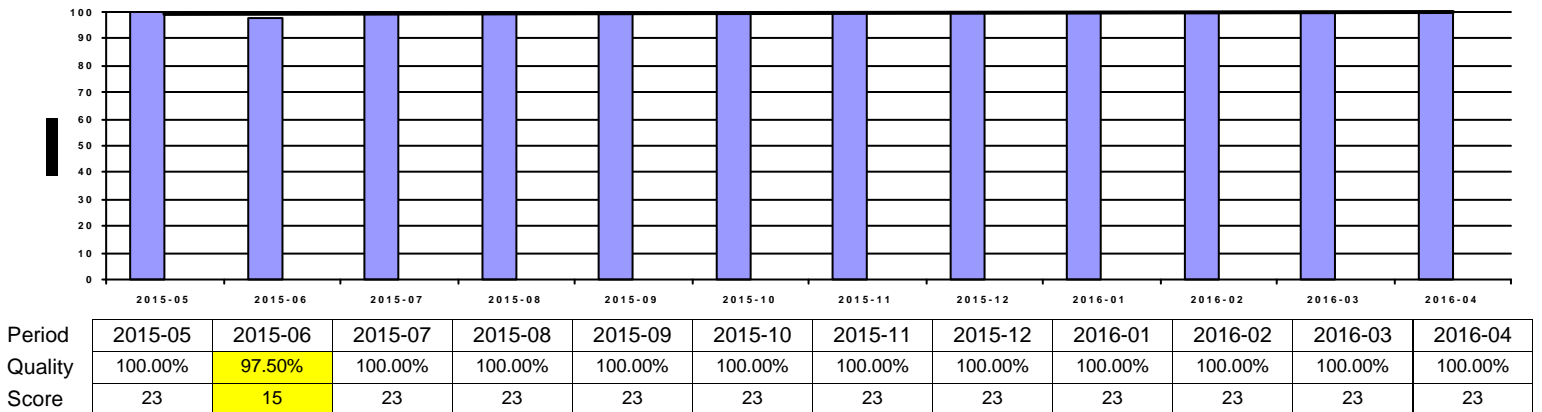
### OnTime Performance (22 pts)



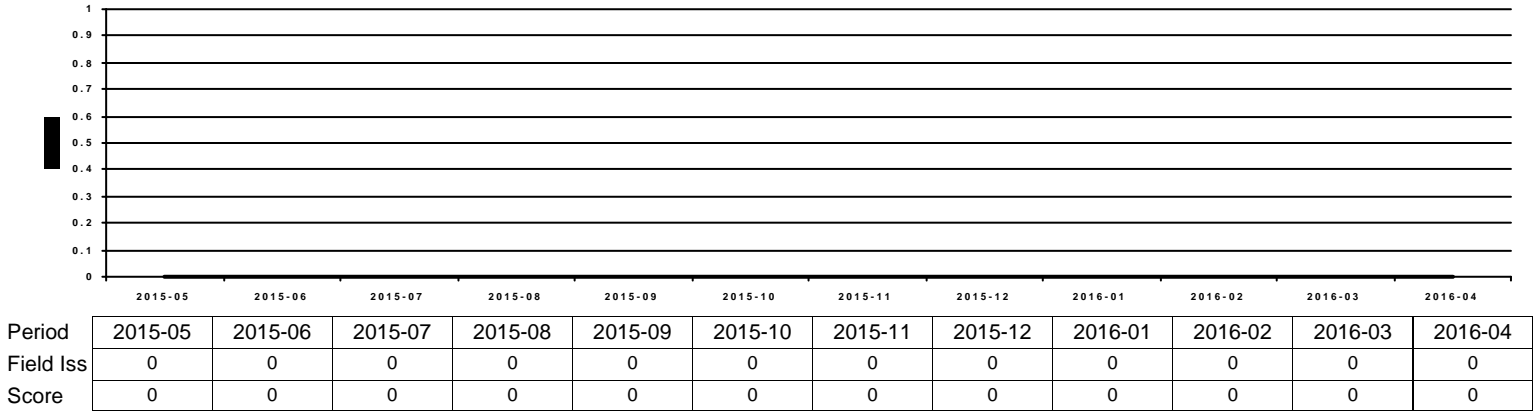
### Fill Rate (10 pts)



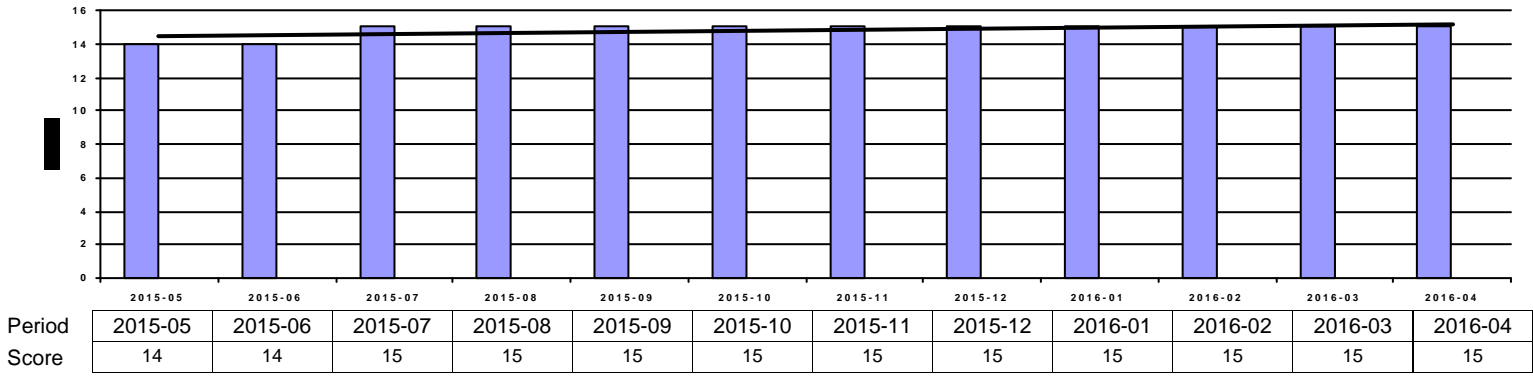
### Quality Performance (23 pts)



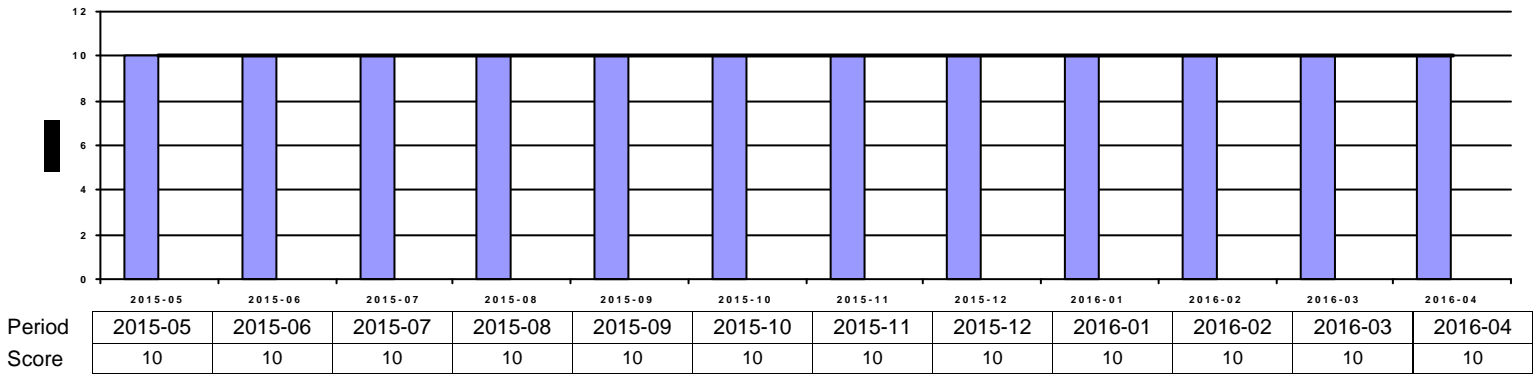
**Field Issues (-5 pts each)**



**Intangibles (15 pts)**



**Acknowledgement Performance (10 pts)**



Period	2015-05	2015-06	2015-07	2015-08	2015-09	2015-10	2015-11	2015-12	2016-01	2016-02	2016-03	2016-04
Cont Imp	10	10	0	0	0	0	0	10	10	10	10	10
CompCr	7	7	7	9	9	9	9	9	9	9	9	9
CI	0	0	0	0	2	2	2	2	2	2	2	2
QMS	2	2	2	2	2	2	2	2	2	2	2	2
VMI	0	0	0	0	0	0	0	0	0	0	0	0