

Supplier Scorecard

Supplier: LEE STEEL CORPORATION



Overall Score	Rating
90-100 points	Excellent
81-89.99 points	Good
Below 81 points	Poor

% On-Time Delivery	Points
95%-100%	22
90%-94.99%	15
Below 90%	0

Fill Rate %	Points
100%	10
90%-99.99%	5
Below 90%	0

Quality Performance %	Points
98%-100%	23
92%-97.99%	15
Below 92%	0

Field Issues
-5 points each

Intangibles
Maximum Score: 15

Orders/Quotations Acknowledged	Points
100%	10
90% - 99.99%	5
Below 90%	0

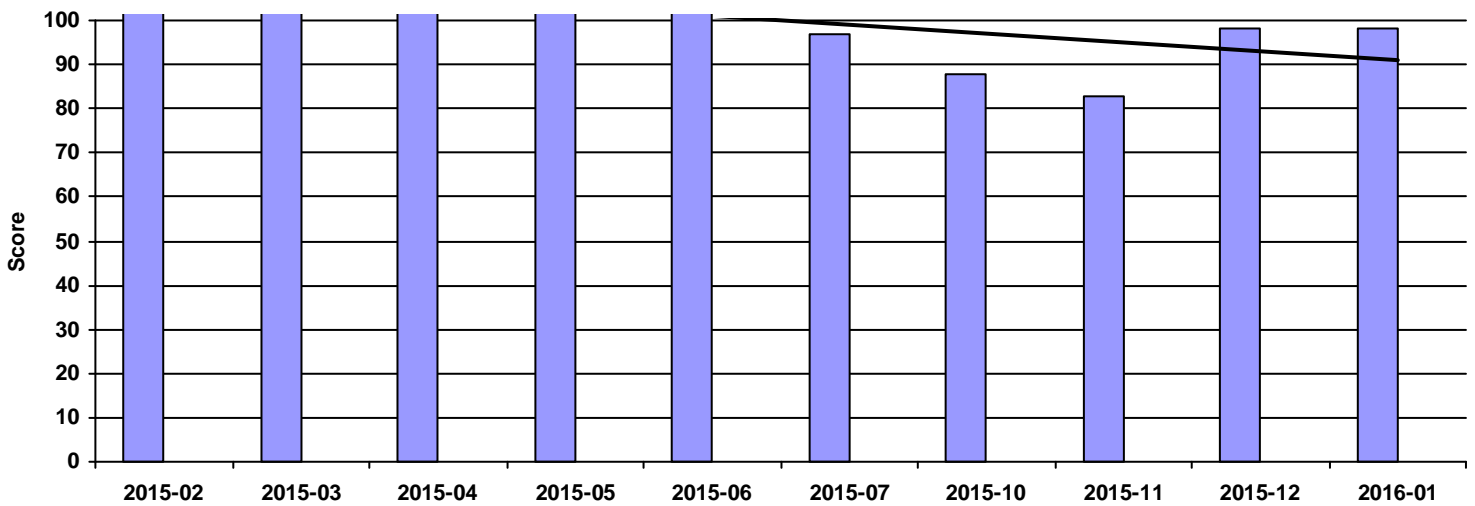
Continuous Improvement	Points
CI that directly effected DeWys	10
CI that effected supplier	8
CI meeting with purchasing team	5
NO meeting with purchasing team	0

Commercial Credit Score Class	Points
5 - High	1
4	2
3 - Medium	3
2	4
1 - Low	5

Financial Stress Score Class	Points
5 - High	1
4	2
3 - Medium	3
2	4
1 - Low	5

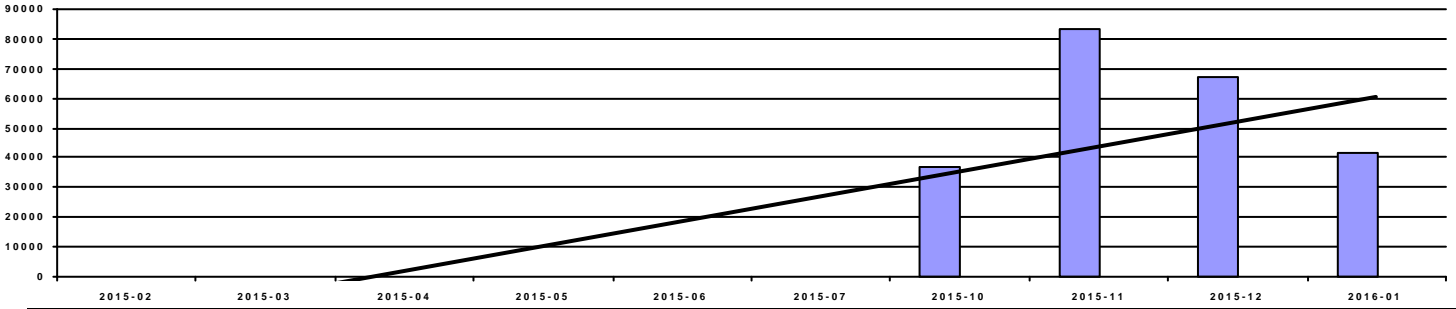
Continuous Improvement Credential	Points
Registered Quality Management System	+2
Vendor Managed Inventory	+2
Team/Person responsible for CI(full time)	+2

Overall Score



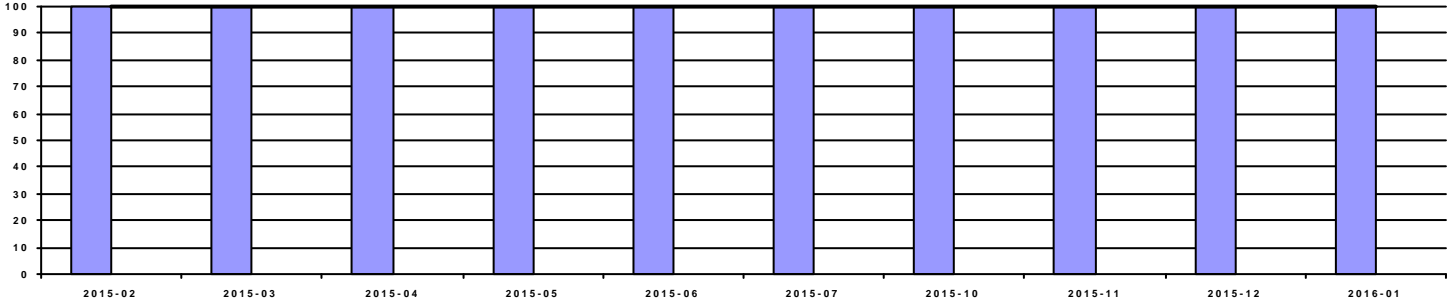
Period	2015-02	2015-03	2015-04	2015-05	2015-06	2015-07	2015-08	2015-09	2015-10	2015-11	2015-12	2016-01
Score	108	107	107	107	107	97	0	0	88	83	98	98
Rating	Excellent	Excellent	Excellent	Excellent	Excellent	Excellent	Poor	Poor	Good	Good	Excellent	Excellent

Spend



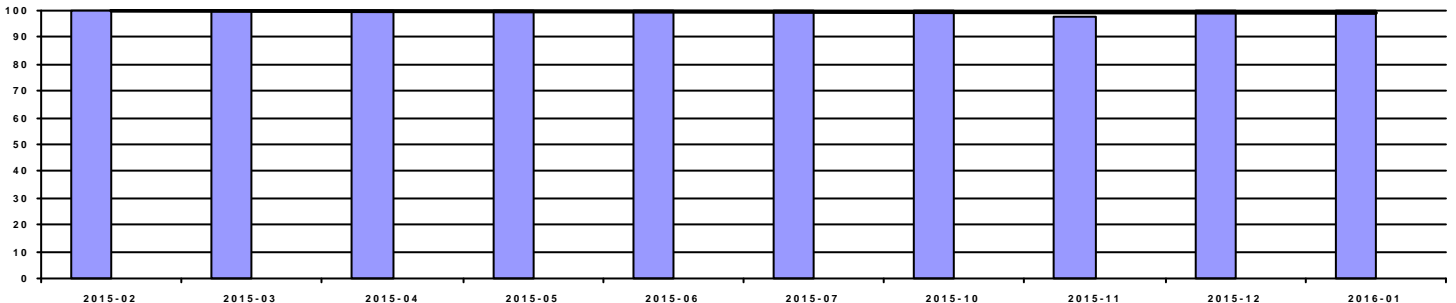
Period	2015-02	2015-03	2015-04	2015-05	2015-06	2015-07	2015-08	2015-09	2015-10	2015-11	2015-12	2016-01
Spend	0.00	0.00	0.00	0.00	0.00	0.00	0.00	0.00	36,817.63	83,177.71	67,108.92	41,949.58

OnTime Performance (22 pts)



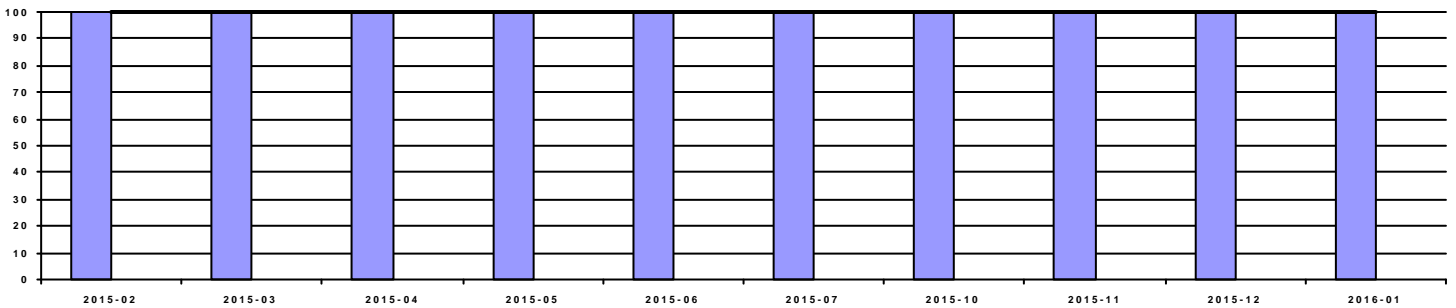
Period	2015-02	2015-03	2015-04	2015-05	2015-06	2015-07	2015-08	2015-09	2015-10	2015-11	2015-12	2016-01
OnTime	100.00%	100.00%	100.00%	100.00%	100.00%	100.00%	0.00%	0.00%	100.00%	100.00%	100.00%	100.00%
Score	25	25	25	25	25	25	0	0	22	22	22	22

Fill Rate (10 pts)



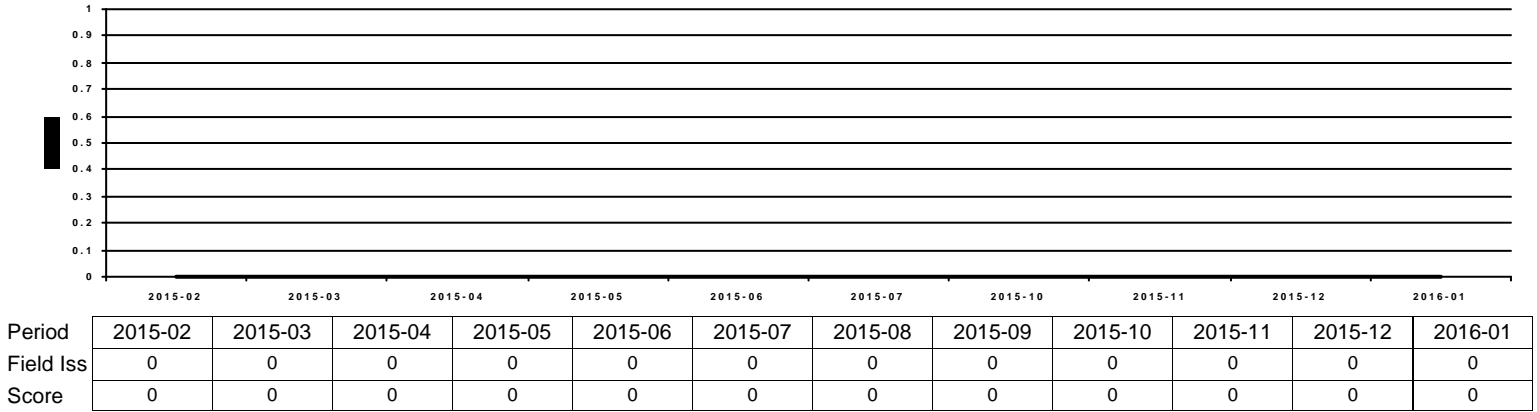
Period	2015-02	2015-03	2015-04	2015-05	2015-06	2015-07	2015-08	2015-09	2015-10	2015-11	2015-12	2016-01
Fill Rate	100.00%	100.00%	100.00%	100.00%	100.00%	100.00%	0.00%	0.00%	100.00%	97.44%	100.00%	100.00%
Score	15	15	15	15	15	15	0	0	10	5	10	10

Quality Performance (23 pts)

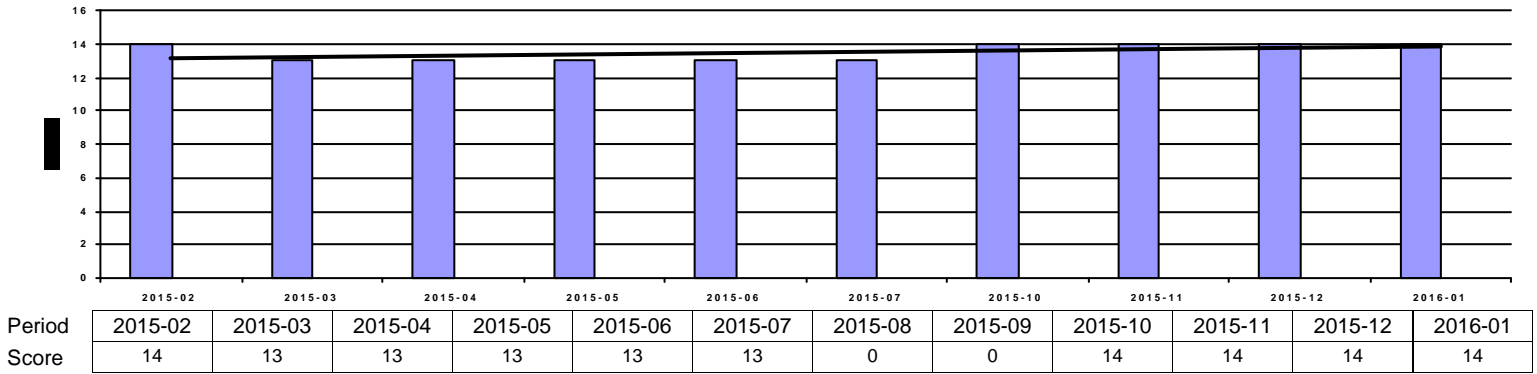


Period	2015-02	2015-03	2015-04	2015-05	2015-06	2015-07	2015-08	2015-09	2015-10	2015-11	2015-12	2016-01
Quality	100.00%	100.00%	100.00%	100.00%	100.00%	100.00%	0.00%	0.00%	100.00%	100.00%	100.00%	100.00%
Score	25	25	25	25	25	25	0	0	23	23	23	23

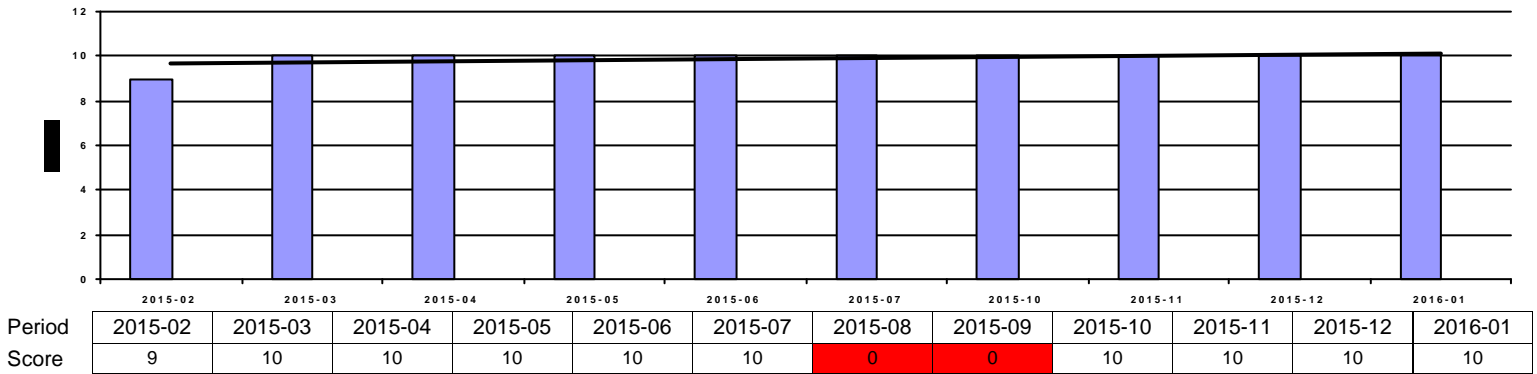
Field Issues (-5 pts each)



Intangibles (15 pts)



Acknowledgement Performance (10 pts)



Period	2015-02	2015-03	2015-04	2015-05	2015-06	2015-07	2015-08	2015-09	2015-10	2015-11	2015-12	2016-01
Cont Imp	10	10	10	10	10	0	0	0	0	0	10	10
CompCr	8	7	7	7	7	7	0	0	7	7	7	7
CI	0	0	0	0	0	0	0	0	0	0	0	0
QMS	2	2	2	2	2	2	0	0	2	2	2	2
VMI	0	0	0	0	0	0	0	0	0	0	0	0